


ZERUST® Stamping Die Preservation




Cut 2 large pieces of ZERUST® ICT®510-OPS sheets for a top and bottom cover, so are 2 - 3 ft overlap of the top and bottom die. Next, cut a 3rd sheet which will be sandwiched between the top and bottom die for inner die protection. It will be slightly smaller than the other 2 sheets. Lift the top die, spray all the cutting and forming edges and faces with ZERUST® Axxanol™ Spray-G Rust Preventative. Following the Axxanol™ Spray-G application, slide the inner layer between the split die faces.




Lower the top die onto the bottom die, sandwiching the ICT®510-OPS sheeting between the dies. Next, place 2 ZERUST® ActivPak®-35 VCI Packets on either side of the die, around halfway on top of the ICT®510-OPS sheeting.



Lift the whole die and position the bottom sheet under the die set, then tack ZERUST® ICT®510-OPS sheeting with ZERUST® OPS Preservation Tape onto a painted die surface, up the side of the die. Use a neat tuck on the corners to lay as tight and flat as possible. Use the OPS Preservation Tape to hold it in place. Lower die and remove hoist attachments.



Place the top sheet of ZERUST® ICT®510-OPS over the top of the die, tape all overlapping sheets together, fold in the corners, and then tape with ZERUST® OPS Preservation Tape. Slowly heat shrink the film working from the edges, corners, and before careful application across the side and top panel. (Avoid burning through)



Cut access holes where the crane lifting lugs are located. Cut large patches from the ZERUST® ICT®510-OPS Film and tape them over the crane access points with ZERUST® OPS Preservation Tape to completely enclose the die. This is an important step, as VCI can only be used in an enclosure. If there is active airflow, the VCI will dissipate, leaving your dies unprotected. We recommend visually inspecting the dies after severe weather and repairing any holes in the sheeting using ZERUST® ICT®510-OPS and OPS Preservation Tape.

ZERUST® Stamping Die Preservation Solutions



ZERUST® Axxanol™ Spray-G

ZERUST® Axxanol™ Spray-G provides the protection of a grease in the convenience of a sprayable form. It outperforms many other rust preventative coatings while being easier to apply and remove, saving time and costs associated with corrosion control. The product has an oily grease consistency and provides advanced corrosion protection for parts and equipment for up to 1 year[‡] outdoors and 2 years[‡] indoors.



ZERUST® ICT®510-OPS Outdoor Preservation VCI Shrink Film

ZERUST® ICT®510-OPS VCI Shrink Film provides advanced protection to metals with ZERUST® Vapor Corrosion Inhibitor (VCI) technology. It is a premium 8-mil, high-strength shrink film with UV stabilizers for up to 3 years[‡] outdoor protection. The film shrinks and conforms to objects when heated to repel moisture and contaminants. ZERUST® VCI saturates the interior of the packaging to protect hard-to-reach spaces and voids from corrosion. This specially designed VCI shrink film is ideal for lay-up and mothballing die sets in indoor or outdoor storage. ZERUST® Outdoor Preservation Film protects valuable metal assets and makes them ready to use whenever and wherever they are needed.



ZERUST® OPS Preservation Tape

ZERUST® Preservation Tape is designed to be used with ZERUST® OPS Outdoor Preservation Shrink Film to provide advanced protection to metals. It is designed to bond to ZERUST® VCI films, with UV stabilizers for up to 2 years[‡] outdoor protection. This specially designed ZERUST® preservation tape is ideal for sealing and reinforcing seams, heat-sealed or not. ZERUST® Preservation Tape will form a bond with the film. This self-wound tape exhibits good shear properties under moderate loads, has a wide service temperature range, and has excellent UV resistance.



ZERUST® ActivPak® VCI Packets

ZERUST® ActivPak® VCI packets offer Vapor Corrosion Inhibitor (VCI) combined with a Volatile Flash Corrosion Inhibitor (FCI™) to protect ferrous and aluminum metals in enclosed spaces. This combination works in minutes to protect against flash rust and long-term corrosion with its progressive VCI chemistry. ActivPak® inhibitors form an invisible shield that provides powerful corrosion protection that does not leave a residue and does not need to be removed prior to welding or painting.

‡ DECLARATION

Corrosion protection claims are based on Northern Technologies International Corporation (NTIC) internal laboratory testing performed under controlled parameters on contaminate-free substrates. Real-world application corrosion protection duration on different substrates will vary and depends on factors such as, but not limited to, the application or use, environmental / storage conditions, surface cleanliness, type of substrates, and coating thickness (where applicable). The use of the term "Up to" in reference to time is defined as any time duration from zero up to a specified time frame, but in no event beyond the specified time frame. The use of the term "for years" is based on NTIC's experience with its products but is in no way guaranteed. The use of the term "Up to" in reference to volume is defined as any volume from zero up to a specified volume but in no event beyond the specified volume of protection. It is the customer's / user's obligation to evaluate product performance, corrosion protection duration, safety, and suitability for intended use within the scope advised in the data sheet and to comply with all applicable laws and regulations. **LIMITED WARRANTY/DISCLAIMER** Warranty is limited to the replacement of a product that fails to meet specifications. For full warranty and disclaimer information, visit www.zerust.com/warranty.